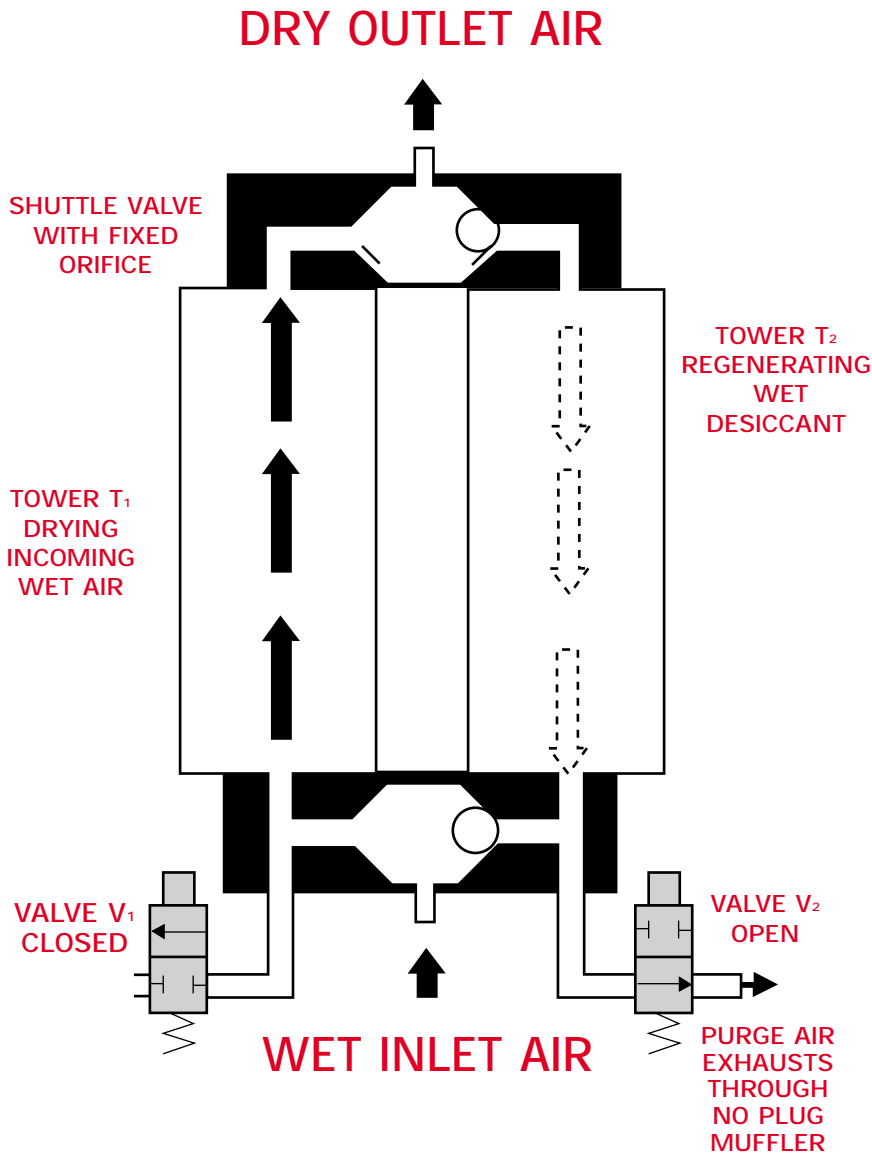


GOHM SERIES

Leading innovation in compressed air treatment



DRYER OPERATION



GDHM3-12 Timing Cycle

- Total cycle is 90 seconds with 45 seconds drying per tower.
- 33 Seconds Regenerating
- 12 Seconds Repressurizing

GDHM16-50 Timing Cycle

- Total cycle is 180 seconds with 90 seconds drying per tower.
- 66 Seconds Regenerating
- 24 Seconds Repressurizing

The GDHM Series Air Dryers use the proven "Pressure Swing Adsorption" (PSA) method for drying wet compressed air. This requires having two identical towers containing hygroscopic desiccant.

Incoming wet air enters the dryer through a shuttle valve where it is directed to the bottom of the tower containing dry desiccant. The desiccant in this tower removes 99.7+% of the water vapor from the air when operated at catalog conditions. The dried air leaving the top of the tower is directed to the outlet through a second shuttle valve. In this outlet shuttle valve a built-in orifice allows a portion of the dried air to flow into the other tower being regenerated. The orifice reduces the high pressure air down close to atmospheric pressure which lowers the dew point of the dried air even further.

The tower being regenerated/purged of moisture is connected to an energized solenoid valve for a controlled period of time. The electrical signal to the solenoid is monitored by an LED light on the solid state timer. After the desiccant is regenerated, the timer shuts off the power to the solenoid valve. Air continues to flow through the orifice to repressurize the regenerated tower to line pressure. The middle light on the timer indicates the repressurization function.

Next, the timer opens the valve on the tower containing the wet desiccant. This shifts the shuttle valve balls, and the tower with the wet desiccant is regenerated while the other tower continues to dry the air. Examining the flow schematic to the right demonstrates the air dryer process operation.

✓ **Unique Energy Saving Design**

✓ **Can start and stop dryer with a compressor or point-of-use equipment to eliminate purge loss when off.**

✓ **Solid State Memory starts dryer where it left off in drying cycle to prevent wet air downstream.**

✓ **NEMA-4/4X & 3-Year Warranty**

STANDARD DESIGN FEATURES

- ✓ Solid state timer with LED display for visual monitoring
- ✓ Built in timer memory
- ✓ Low velocity air through the desiccant for more efficient drying
- ✓ Large internal air passages to reduce pressure drop
- ✓ NEMA 4 Components (protects against water spray and dust)
- ✓ Minimal threaded connections, for fewer leak points than competitive units
- ✓ Easy change out desiccant cartridges
- ✓ Components are all easily serviced and field replaceable. (No special tools)
- ✓ Full repressurization before tower switch-over causes less shocking of the desiccant and no pressure fluctuation
- ✓ No Plug Mufflers (Will not rupture or reduce dryer efficiency)
- ✓ 6-ft. Electric Power Cord
- ✓ 3-Year Limited Warranty (parts only — excluding contaminated desiccant and solenoid wear parts)

Typical Air Dryer Applications – GDHM Air Dryers

Electronic Chip Testing
CNC Machine Tools
Outdoor HVAC Controls
Environmental Chambers
Pollution Instrumentation
Food Process Equipment
Air Bearings
Graphic Printers

Air Turbines
Vortex Tubes
Car Wash Controls
Spectrometers
Air Brushing
Gas Chromatographs
Robotic Machinery
Laboratory Analyzers

Dry Sprinkler Systems
Ozone Generators
Air Operated Pumps
Flame Sprayers
Sewage Treatment Controls
Natural Gas Switch Controls

Dry Powder Coating
Sand Blast Booths
Oil Well Logging Instruments
Heat Aging Ovens
Vent Air for Storage Tanks

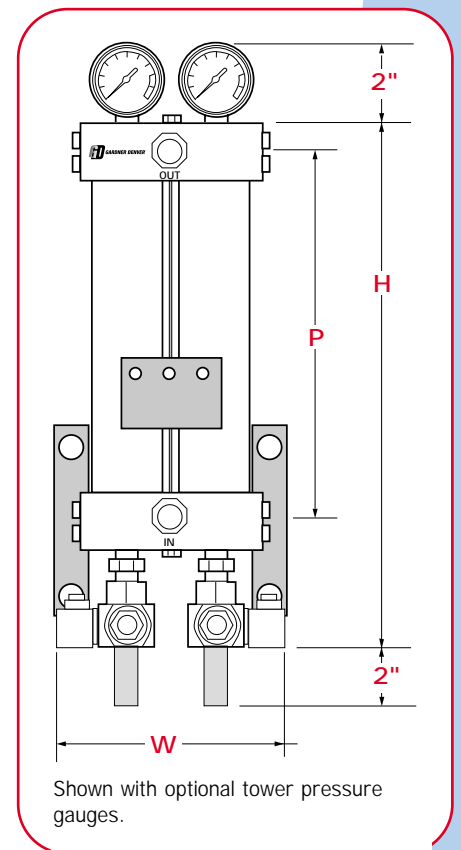
DIMENSIONS

Model	Inches				*In SCFM	Out SCFM	Wt Lbs	In/Out NPT
	H	W	D	P				
GDHM3	12.0	6.5	5.0	9.3	3.0	2.2	8.0	3/8"
GDHM6	17.0	6.5	5.0	13.0	6.0	4.4	9.0	3/8"
GDHM9	16.0	6.5	5.0	12.1	9.0	6.6	10.0	3/8"
GDHM12	19.0	6.5	5.0	14.9	12.0	8.8	11.0	3/8"
GDHM16	28.0	9.0	6.2	20.7	16.0	12.6	29.0	1/2"
GDHM25	36.0	9.0	6.2	29.5	25.0	19.6	34.0	1/2"
GDHM50	41.0	10.0	6.6	33.4	50.0	39.2	65.0	1/2"

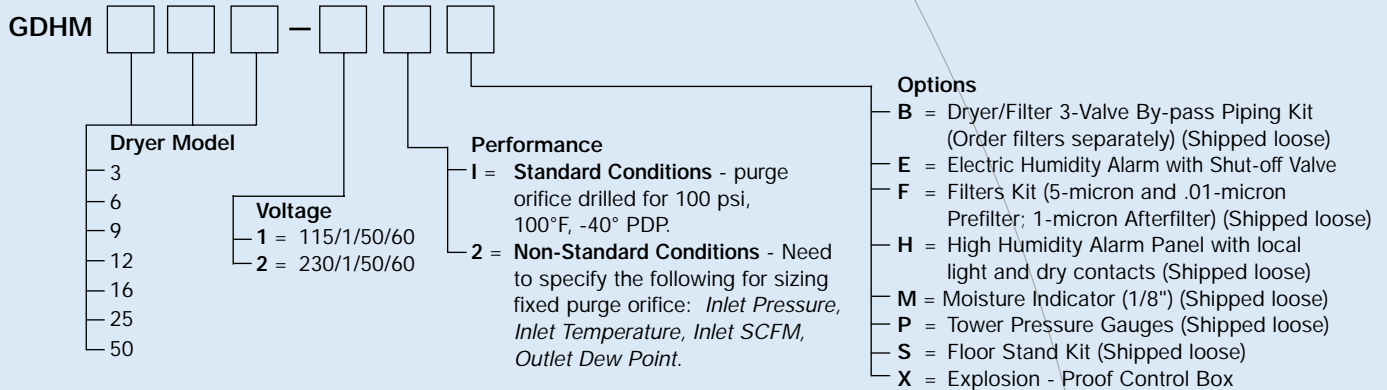
*Standard flows (SCFM) at 100 psig and 100°F inlet with -40°F pressure dew point.
Consult Factory for -100°F dew point and performance at other inlet pressures (50-150 psi), or inlet temperatures above 100° F.

SPECIFICATIONS

Voltage: 115/1/50/60 or 230/1/50/60
Maximum Inlet Temperature: 120°F
Minimum Ambient Temperature: 32°F
Maximum Inlet Pressure: 150 psig
Inlet Filtration Recommended: 5 micron and .01 micron (Coalescing)
Inlet Filtration Required: .01 micron (Coalescing)
Outlet Filtration Recommended: 1 micron (Particulate)



Ordering Information



Correction Factors: 125 psi = 1.22, 150 psi = 1.44

Note: Inlet and outlet filtration required for proper dryer performance.

Other Gardner Denver Products

All compressed air systems require dry, clean air and environmentally sound disposal of by products. That is why Gardner Denver's support does not stop at the compressor.

Rust, oil vapors, wear particles, air pollution, industrial gases and humidity can foul compressed air systems. Proper removal of these contaminants is essential in preventing costly damage to tools, and equipment.

To ensure total system reliability, Gardner Denver provides a broad range of dryers, coalescing filters, oil/water separators, drains, cleaning fluids, and aftercoolers. ONE-STOP shopping from Gardner Denver assures that all components of the system are designed to work together and are backed by customer support today and for years to come.

**Gardner
Denver®**

©2004 Gardner Denver, Inc.
<http://www.gardnerdenver.com>
 18-3-220 1st Edition 10/04

mktg@gardnerdenver.com
 Litho in U.S.A.



For additional information contact your local representative or Gardner Denver Compressor Division, 1800 Gardner Expressway, Quincy, Illinois 62301
 Customer Service Department Telephone: (800) 682-9868 FAX: (217) 228-8243
 Sales and Service in all major cities.
 For parts information, contact Gardner Denver, Master Distribution Center, Memphis, TN
 Telephone: (800) 245-4946 FAX: (901) 542-6159